








## 2 SERIES: 2.3 EFI

<http://tiny.cc/multione2-2IT>


 MAX LIFTING CAPACITY <b>560</b> kg	 ENGINE POWER <b>26,5</b> hp	 SPEED <b>15</b> km/h	 FLOW RATE <b>42</b> l/min	 LIFT HEIGHT <b>1,6</b> m
---	--	---	--	---



**EFI**  
ELECTRONIC  
FUEL  
INJECTION

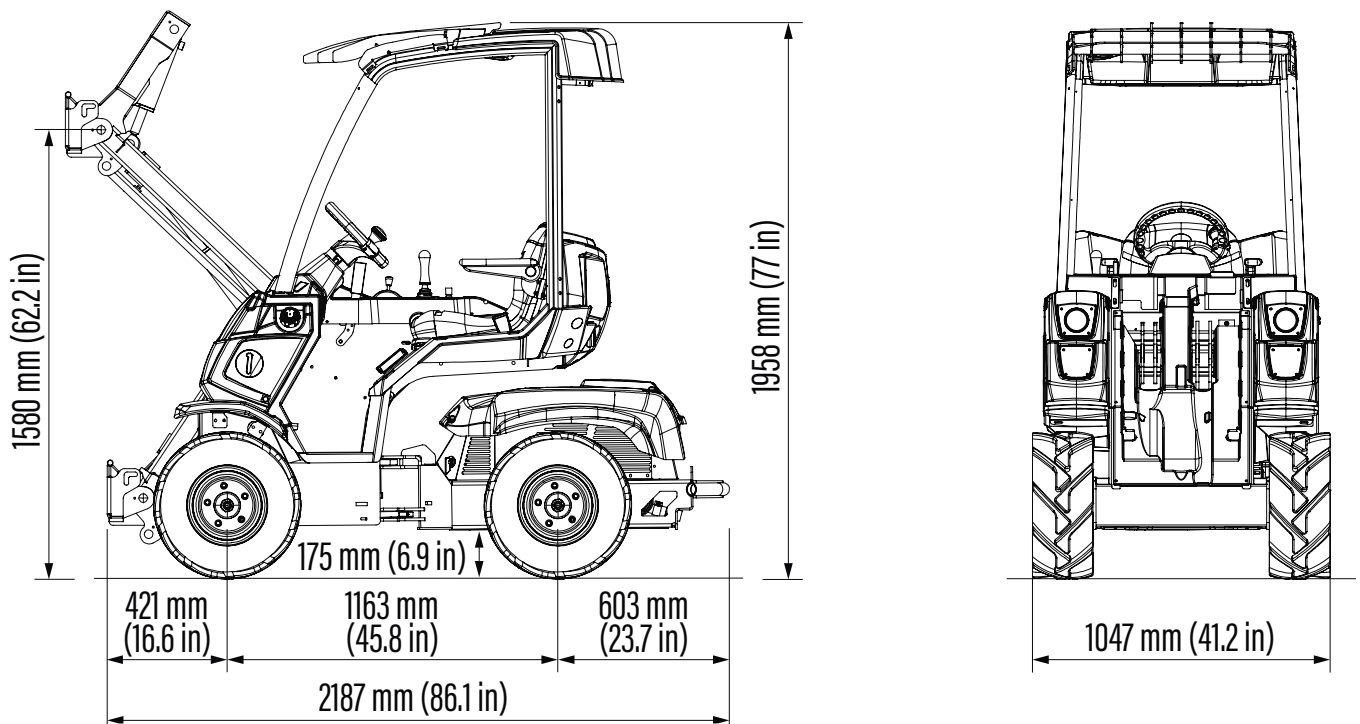
Model	2.3 EFI
Engine	Kohler EFI ECV749 - 2 cyl. - 747 cc
Emission Standard	Stage V and EPA/CARB Phase III
Power (Iso Gross) / Torque	26,5 HP / 55,5 Nm @ 2600 rpm
Fuel	Petrol
Transmission	Hydrostatic
Drive speed (max.) <sup>(1)</sup>	15 km/h (9.3 mph)
Aux. hydraulics oil flow	42 l/min (11.1 GPM)
Max. lifting height	1,6 m (63 in)
Tipping load, max. <sup>(2)</sup>	700 kg (1543 lbs)
Lifting capacity straight, max. <sup>(3)</sup>	560 kg (1235 lbs)
Breakout force / 50 cm (19.7 in)	840 kg (1852 lbs)
Pushing force (c)	770 kgf (770 kp)
Average ground pressure (w/standard tires)	583 kg/m <sup>2</sup> (119 lbs/sqft)
Turning radius: inside/outside	700/1698 mm (27.6/66.9 in)
Standard tires (Tractor profile)	20x8.00-10
Weight	710 kg (1570 lbs)
Product Code	C951028

<sup>(1)</sup> Maximum speed that can be achieved with the largest diameter tires available, on a flat surface and machine without attachments.

<sup>(2)</sup> Tipping limit, when the machine is straight, with rear weights and boom lifted just off the ground. Weight of attachment included.

<sup>(3)</sup> Maximum load that can be lifted just off the ground when the machine is straight and with rear weights. Weight of attachment is included.

Note: Refer to the Operator's manual for the comprehensive load diagram.



Tires size	Height	Width
20x8.00-10	1958 mm (77 in)	1047 mm (41.2 in)
23x8.50-12	1996 mm (78.6 in)	1060 mm (41.7 in)

## FEATURES

- Kohler Command Pro EFI ECV749, 2 cylinder, 747 cc. petrol engine, air cooled, electric start, with electronic fuel injection (EFI)
- Stage V and EPA/CARB Phase III compliant engine
- DBS (Dynamic Block System)
- Hydraulic oil cooler
- Self-levelling H-frame boom
- Hydraulic multiconnector
- 4-functions joystick
- Hour meter, fuel gauge, engine MIL
- 4WD hydrostatic Direct Drive motors, proportional servo control
- Hydraulically pilot operated variable displacement drive pump
- ROPS-FOPS Level I
- 2 front working light
- Ergonomic heated seat with armrests and seat belt, adjustable position
- Mechanical parking brake
- High efficiency wheel motors

## 2 SERIES - OPTIONS

Options	Code
3 additional working halogen light	C883064
3 additional working LED light	C883018
Backup warning beeper	C883021
Beacon light	C883039
Biodegradable oil	C883200
Driver area cover	C880049
Flat face coupling kit	C880221
Fully enclosed cab with heating system	C885224
GPS tracker	C883075
Kohler Bluetooth diagnostic interface kit (compatible with Android or iOS diagnostic applications)	C883201
Left protection bar for operator	C885027
Mirrors	C880081
Polycarbonate back window (smart cabin)	C885239
Polycarbonate right side (smart cabin)	C885238
Polycarbonate windscreen (smart cabin)	C885237
Rear weights 180 kg (90 kg + 90 kg) / 396 lbs (198lbs + 198 lbs)	C880054
Snow chains for wheels 20x8.00-10, set of 2	C880040
Tie down bracket on wheel hub, set of 4	C883068
Torque divider	C883004
Tractor tires 23x8.50-12, set of 4	C884005
Trailer coupling	C885014
Turf profile tires 20x8.00-10, set of 4	C885211
Turf tires 23x8.50-12, set of 4	C884006
Warning & Safety lights for road travel (with mirrors)	C885240
Wheel spacer 10 mm (0,4 in), set of 4 (max. 2 pcs for wheel)	C880090
Wheel spacer 55 mm (2,2 in), set of 4 (max. 1 pcs for wheel)	C885010
ACI Upgrade	C090027